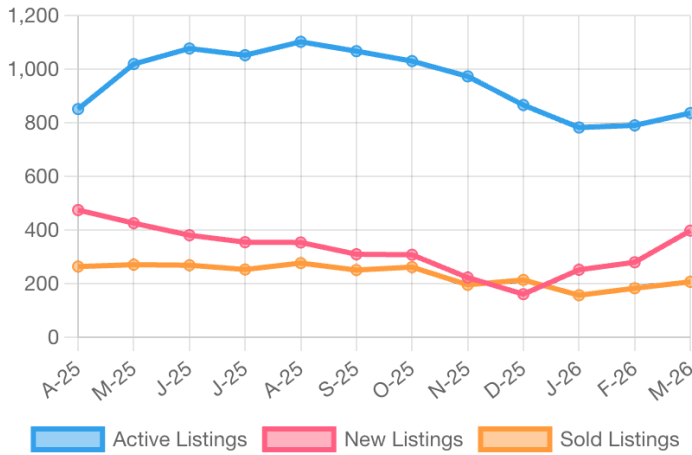


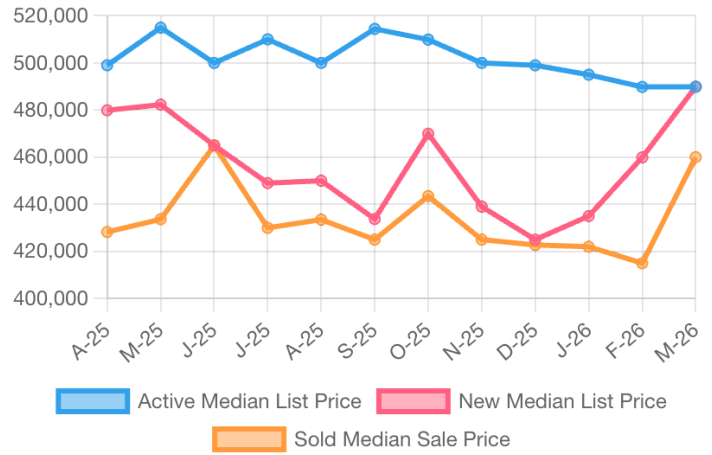
Market Summary

Jackson Residential, March 2026

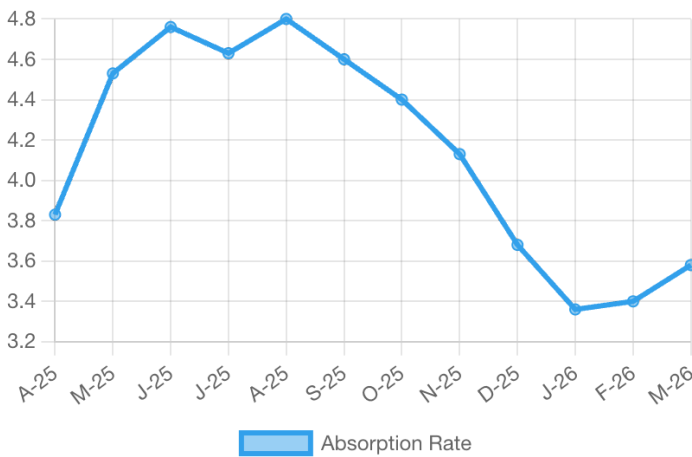
Number of Listings



Listing Prices



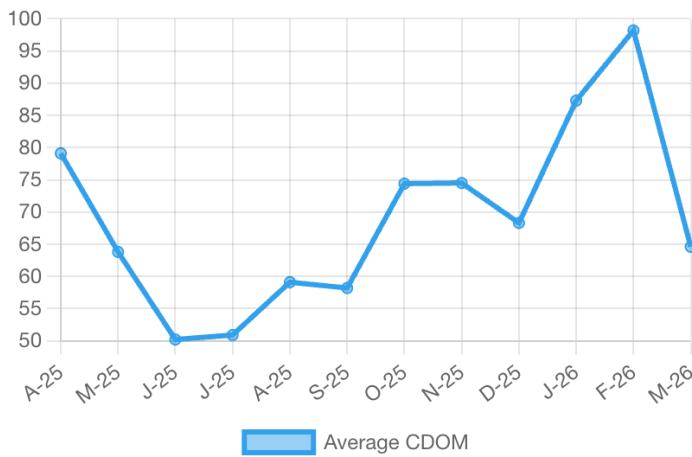
Absorption Rate, in Months



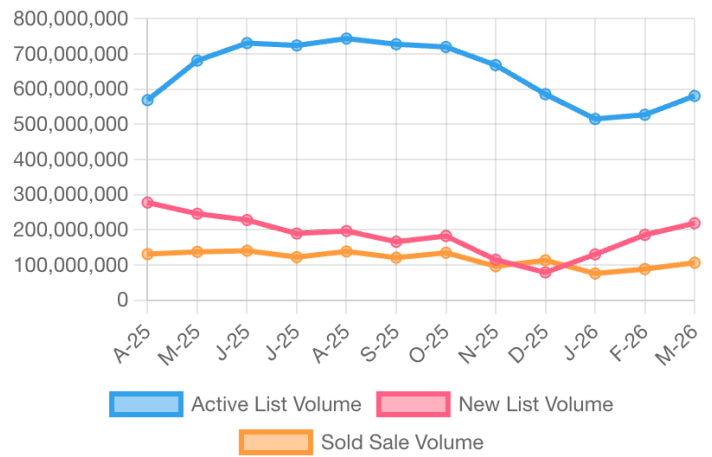
Sold to List Ratio



Days on Market



Price Volume



Summary Statistics

	Mar-26	Mar-25	% Chg	2026 YTD	2025 YTD	% Chg
Absorption Rate	3.58	3.43	4.37	3.45	3.44	0.29
Average List Price (Actives)	\$693,789	\$689,204	0.67	\$616,875	\$598,284	3.11
Median List Price (Actives)	\$489,900	\$499,000	-1.82	\$475,000	\$474,900	0.02
Average Sale Price (Solds)	\$515,738	\$479,908	7.47	\$496,563	\$477,252	4.05
Median Sale Price (Solds)	\$460,000	\$430,333	6.89	\$430,000	\$425,000	1.18
Average CDOM	64	67	-4.48	82	72	13.89
Median CDOM	23	26	-11.54	48	37	29.73

Sold Listings

	This Month			Year to Date		
	2026	2025	% Chg	2026	2025	% Chg
0-99,999	0	0	0.0	1	0	N/A
100,000-149,999	2	1	100.0	3	3	0.0
150,000-199,999	5	7	-28.6	11	12	-8.3
200,000-249,999	4	4	0.0	19	9	111.1
250,000-299,999	8	14	-42.9	35	37	-5.4
300,000-349,999	25	25	0.0	64	74	-13.5
350,000-399,999	24	35	-31.4	82	90	-8.9
400,000-449,999	29	30	-3.3	79	88	-10.2
450,000-499,999	24	26	-7.7	55	59	-6.8
500,000-549,999	24	15	60.0	50	41	22.0
550,000-599,999	4	8	-50.0	21	26	-19.2
600,000-649,999	9	9	0.0	20	24	-16.7
650,000-699,999	14	8	75.0	30	16	87.5
700,000-749,999	10	2	400.0	21	7	200.0
750,000-799,999	5	6	-16.7	11	10	10.0
800,000-849,999	6	5	20.0	11	12	-8.3
850,000-899,999	2	4	-50.0	2	8	-75.0
900,000-949,999	1	1	0.0	4	3	33.3
950,000-999,999	1	3	-66.7	2	5	-60.0
1,000,000-1,099,999	2	2	0.0	5	4	25.0

Pending Listings

	This Month			Year to Date		
	2026	2025	% Chg	2026	2025	% Chg
0-99,999	0	0	0.0	0	0	0.0
100,000-149,999	3	1	200.0	4	2	100.0
150,000-199,999	1	3	-66.7	9	14	-35.7
200,000-249,999	11	7	57.1	17	16	6.3
250,000-299,999	27	20	35.0	52	42	23.8
300,000-349,999	39	40	-2.5	80	100	-20.0
350,000-399,999	37	49	-24.5	108	114	-5.3
400,000-449,999	48	36	33.3	112	88	27.3
450,000-499,999	38	23	65.2	78	73	6.8
500,000-549,999	21	24	-12.5	63	52	21.2
550,000-599,999	19	19	0.0	37	41	-9.8
600,000-649,999	14	4	250.0	34	20	70.0
650,000-699,999	13	12	8.3	37	21	76.2
700,000-749,999	6	4	50.0	18	14	28.6
750,000-799,999	5	12	-58.3	14	24	-41.7
800,000-849,999	6	5	20.0	12	7	71.4
850,000-899,999	1	3	-66.7	9	9	0.0
900,000-949,999	2	1	100.0	4	4	0.0
950,000-999,999	2	4	-50.0	2	10	-80.0
1,000,000-1,099,999	6	1	500.0	7	5	40.0

Sold Listings

	This Month			Year to Date		
	2026	2025	% Chg	2026	2025	% Chg
1,100,000-1,199,999	4	2	100.0	8	8	0.0
1,200,000-1,299,999	2	0	N/A	4	0	N/A
1,300,000-1,399,999	1	1	0.0	2	4	-50.0
1,400,000-1,499,999	0	1	-100.0	2	2	0.0
1,500,000-1,599,999	1	0	N/A	1	0	N/A
1,600,000-1,699,999	0	0	0.0	2	0	N/A
1,700,000-1,799,999	0	0	0.0	0	0	0.0
1,800,000-1,899,999	0	0	0.0	2	0	N/A
1,900,000-1,999,999	0	0	0.0	0	0	0.0
2,000,000-2,249,999	0	0	0.0	0	0	0.0
2,250,000-2,499,999	0	0	0.0	0	0	0.0
2,500,000-2,749,999	0	0	0.0	0	0	0.0
2,750,000-2,999,999	0	0	0.0	0	0	0.0
3,000,000-3,249,999	0	0	0.0	0	0	0.0
3,250,000-3,499,999	0	0	0.0	0	0	0.0
3,500,000-3,749,999	0	0	0.0	0	0	0.0
3,750,000-3,999,999	0	0	0.0	0	0	0.0
4,000,000-4,249,999	0	0	0.0	0	0	0.0
4,250,000-4,499,999	0	0	0.0	0	0	0.0
4,500,000-4,749,999	0	0	0.0	0	0	0.0
4,750,000-4,999,999	0	0	0.0	0	0	0.0
5,000,000+	0	0	0.0	0	0	0.0
Totals	207	209	-1.0	547	542	0.9

Pending Listings

	This Month			Year to Date		
	2026	2025	% Chg	2026	2025	% Chg
1,100,000-1,199,999	3	6	-50.0	10	12	-16.7
1,200,000-1,299,999	2	1	100.0	6	1	500.0
1,300,000-1,399,999	2	2	0.0	6	6	0.0
1,400,000-1,499,999	0	2	-100.0	0	3	-100.0
1,500,000-1,599,999	0	1	-100.0	1	2	-50.0
1,600,000-1,699,999	1	1	0.0	1	1	0.0
1,700,000-1,799,999	0	0	0.0	1	0	N/A
1,800,000-1,899,999	0	0	0.0	0	0	0.0
1,900,000-1,999,999	0	0	0.0	0	0	0.0
2,000,000-2,249,999	0	0	0.0	0	0	0.0
2,250,000-2,499,999	0	1	-100.0	0	1	-100.0
2,500,000-2,749,999	0	0	0.0	0	0	0.0
2,750,000-2,999,999	0	0	0.0	0	0	0.0
3,000,000-3,249,999	0	0	0.0	0	0	0.0
3,250,000-3,499,999	0	0	0.0	0	0	0.0
3,500,000-3,749,999	0	0	0.0	0	0	0.0
3,750,000-3,999,999	0	0	0.0	0	0	0.0
4,000,000-4,249,999	0	0	0.0	0	0	0.0
4,250,000-4,499,999	0	0	0.0	0	0	0.0
4,500,000-4,749,999	0	0	0.0	0	0	0.0
4,750,000-4,999,999	0	0	0.0	0	0	0.0
5,000,000+	0	0	0.0	0	0	0.0
Totals	307	282	8.9	722	682	5.9

Active Listings

	This Month			Year to Date		
	2026	2025	% Chg	2026	2025	% Chg
0-99,999	1	0	N/A	1	0	N/A
100,000-149,999	5	5	0.0	7	8	-12.5
150,000-199,999	13	10	30.0	26	27	-3.7
200,000-249,999	30	22	36.4	47	44	6.8
250,000-299,999	45	53	-15.1	94	95	-1.1
300,000-349,999	66	70	-5.7	152	181	-16.0
350,000-399,999	98	89	10.1	219	218	0.5
400,000-449,999	95	68	39.7	217	175	24.0
450,000-499,999	92	71	29.6	184	167	10.2
500,000-549,999	66	54	22.2	143	131	9.2
550,000-599,999	51	55	-7.3	105	115	-8.7
600,000-649,999	33	23	43.5	91	58	56.9
650,000-699,999	43	36	19.4	90	62	45.2
700,000-749,999	23	29	-20.7	51	55	-7.3
750,000-799,999	21	37	-43.2	46	69	-33.3
800,000-849,999	16	16	0.0	32	30	6.7
850,000-899,999	28	16	75.0	44	33	33.3
900,000-949,999	6	9	-33.3	12	16	-25.0
950,000-999,999	15	9	66.7	22	22	0.0
1,000,000-1,099,999	11	9	22.2	16	15	6.7
1,100,000-1,199,999	11	17	-35.3	27	28	-3.6
1,200,000-1,299,999	9	5	80.0	13	10	30.0
1,300,000-1,399,999	13	10	30.0	22	17	29.4
1,400,000-1,499,999	4	5	-20.0	6	7	-14.3
1,500,000-1,599,999	8	4	100.0	10	7	42.9
1,600,000-1,699,999	1	5	-80.0	3	6	-50.0
1,700,000-1,799,999	2	4	-50.0	4	4	0.0
1,800,000-1,899,999	2	3	-33.3	2	3	-33.3
1,900,000-1,999,999	3	4	-25.0	4	4	0.0
2,000,000-2,249,999	4	3	33.3	4	4	0.0

New Listings

	This Month			Year to Date		
	2026	2025	% Chg	2026	2025	% Chg
0-99,999	0	0	0.0	0	0	0.0
100,000-149,999	1	4	-75.0	2	4	-50.0
150,000-199,999	2	2	0.0	12	11	9.1
200,000-249,999	12	10	20.0	29	25	16.0
250,000-299,999	19	16	18.8	57	49	16.3
300,000-349,999	34	39	-12.8	87	105	-17.1
350,000-399,999	54	58	-6.9	123	137	-10.2
400,000-449,999	49	42	16.7	133	96	38.5
450,000-499,999	46	42	9.5	95	88	8.0
500,000-549,999	28	32	-12.5	81	81	0.0
550,000-599,999	29	27	7.4	52	66	-21.2
600,000-649,999	29	11	163.6	54	26	107.7
650,000-699,999	26	11	136.4	48	31	54.8
700,000-749,999	13	14	-7.1	24	25	-4.0
750,000-799,999	14	21	-33.3	31	35	-11.4
800,000-849,999	9	10	-10.0	17	14	21.4
850,000-899,999	6	10	-40.0	21	14	50.0
900,000-949,999	2	3	-33.3	5	4	25.0
950,000-999,999	5	2	150.0	10	11	-9.1
1,000,000-1,099,999	4	2	100.0	6	6	0.0
1,100,000-1,199,999	4	6	-33.3	10	12	-16.7
1,200,000-1,299,999	0	5	-100.0	1	7	-85.7
1,300,000-1,399,999	7	1	600.0	11	6	83.3
1,400,000-1,499,999	1	2	-50.0	6	3	100.0
1,500,000-1,599,999	1	1	0.0	2	2	0.0
1,600,000-1,699,999	0	1	-100.0	1	4	-75.0
1,700,000-1,799,999	0	0	0.0	0	0	0.0
1,800,000-1,899,999	1	0	N/A	1	2	-50.0
1,900,000-1,999,999	0	1	-100.0	2	2	0.0
2,000,000-2,249,999	0	0	0.0	2	1	100.0

Active Listings

	This Month			Year to Date		
	2026	2025	% Chg	2026	2025	% Chg
2,250,000-2,499,999	4	7	-42.9	5	8	-37.5
2,500,000-2,749,999	2	1	100.0	2	1	100.0
2,750,000-2,999,999	3	4	-25.0	7	4	75.0
3,000,000-3,249,999	0	1	-100.0	0	1	-100.0
3,250,000-3,499,999	4	2	100.0	4	2	100.0
3,500,000-3,749,999	0	0	0.0	0	1	-100.0
3,750,000-3,999,999	0	2	-100.0	0	2	-100.0
4,000,000-4,249,999	0	0	0.0	1	0	N/A
4,250,000-4,499,999	2	1	100.0	2	1	100.0
4,500,000-4,749,999	3	2	50.0	3	2	50.0
4,750,000-4,999,999	0	0	0.0	0	0	0.0
5,000,000+	4	3	33.3	4	3	33.3
Totals	837	764	9.6	1722	1636	5.3

New Listings

	This Month			Year to Date		
	2026	2025	% Chg	2026	2025	% Chg
2,250,000-2,499,999	0	1	-100.0	1	3	-66.7
2,500,000-2,749,999	0	0	0.0	0	0	0.0
2,750,000-2,999,999	2	0	N/A	2	2	0.0
3,000,000-3,249,999	0	1	-100.0	0	1	-100.0
3,250,000-3,499,999	0	0	0.0	2	1	100.0
3,500,000-3,749,999	0	0	0.0	0	0	0.0
3,750,000-3,999,999	0	0	0.0	0	0	0.0
4,000,000-4,249,999	0	0	0.0	0	0	0.0
4,250,000-4,499,999	0	0	0.0	1	0	N/A
4,500,000-4,749,999	0	0	0.0	0	1	-100.0
4,750,000-4,999,999	0	0	0.0	0	0	0.0
5,000,000+	0	0	0.0	1	1	0.0
Totals	398	375	6.1	930	876	6.2

Information is deemed to be reliable, but is not guaranteed. © 2026 [MLS](#) and [FBS](#). Prepared by Oregon Datashare, LLC on Monday, April 06, 2026 9:55 AM